



**OREGON**  
DEPARTMENT OF  
EDUCATION

*Oregon achieves... together!*

# OREGON AT-A-GLANCE DISTRICT PROFILE

## Alsea SD 7J

SUPERINTENDENT: Krista Nieraeth | 301 S Third, Alsea 97324 | 541-487-4305


2022-23

### Students We Serve




### DEMOGRAPHICS


#### American Indian/Alaska Native




#### Asian




#### Black/African American




#### Hispanic/Latino



#### Multiracial



#### Native Hawaiian/Pacific Islander



#### White



**<5%**

Ever English  
Learners



**9**

Languages  
Spoken

**19%**

Students  
with  
Disabilities

**42%**

Mobile  
Students

**26%**

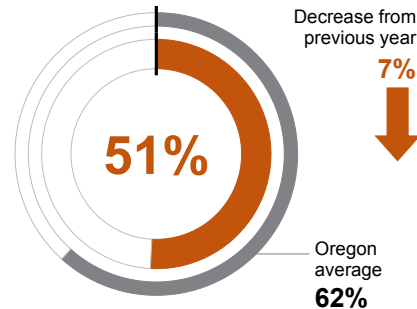
Free/  
Reduced  
Price Lunch

\*<10 students or data unavailable

### District Environment

#### REGULAR ATTENDERS

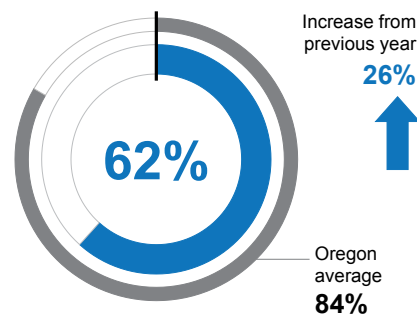
Students who attended more than 90% of their enrolled school days.



### High School Success

#### ON-TRACK TO GRADUATE

Students earning one-quarter of graduation credits in their 9th grade year.



### District Goals

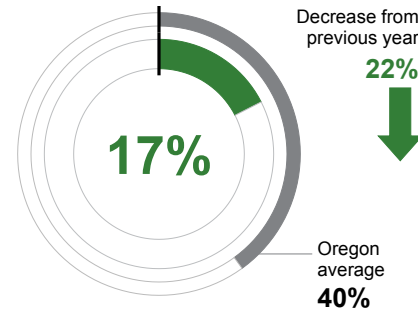
Student Achievement Increase MS/HS student retention through: Athletic Programs, Student Accountability, Staff professional development, Dual Credit/CTE/College and Career opportunities/Expanded CTE options. Technology/Infrastructure Continue to prepare our school for further student enrollment growth. Wireless Bandwidth expansion. Fiscal Responsibility to drive strategic facility improvements. Community Relations/Transparency increase visibility and transparency of school communication avenues.

### Academic Success

#### Grade 3

#### ENGLISH LANGUAGE ARTS

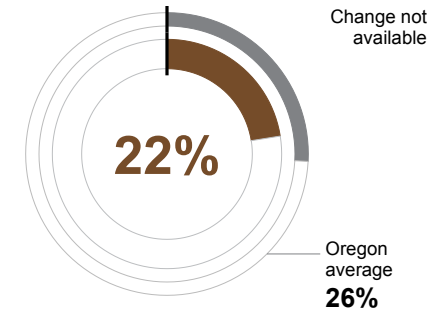
Students meeting state grade-level expectations.



#### Grade 8

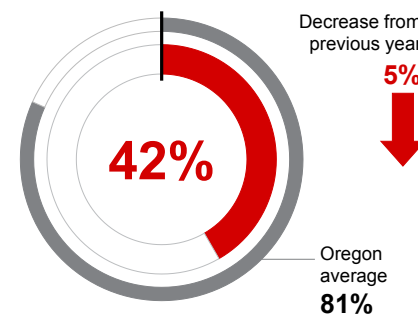
#### MATHEMATICS

Students meeting state grade-level expectations.



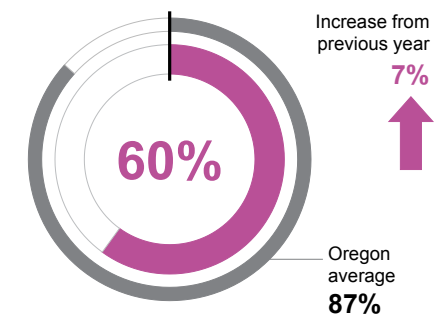
#### ON-TIME GRADUATION

Students earning a diploma within four years. Cohort includes students who were first-time ninth graders in 2018-19 graduating in 2021-22.



#### FIVE-YEAR COMPLETION

Students earning a high school diploma or GED within five years. Cohort Includes students who were first-time ninth graders in 2017-18 finishing in 2021-22.



### State Goals

The Oregon Department of Education is partnering with school districts and local communities to ensure a 90% on-time, four year graduation rate by 2027. To progress toward this goal, the state will prioritize efforts to improve attendance, provide a well-rounded education, invest in implementing culturally responsive practices, and promote continuous improvement to close opportunity and achievement gaps for historically and currently underserved students.



OREGON  
DEPARTMENT OF  
EDUCATION

Oregon achieves... together!

# OREGON AT-A-GLANCE DISTRICT PROFILE CONTINUED

## Alsea SD 7J

### Outcomes

2022-23

#### Our Staff (rounded FTE)



6

Administrators



34

Teachers



24

Educational  
assistants



<1

Counselors



0

Social Workers



0

Licensed  
Librarians



<1

Psychologists



69%

% of licensed teachers  
with more than 3 years  
of experience

#### REGULAR ATTENDERS

American Indian/Alaska Native	<10 students or data unavailable
Asian	<10 students or data unavailable
Black/African American	<10 students or data unavailable
Hispanic/Latino	48%
Multiracial	67%
Native Hawaiian/Pacific Islander	<10 students or data unavailable
White	49%
Free/Reduced Price Lunch	51%
Ever English Learner	50%
Students with Disabilities	53%
Migrant	<10 students or data unavailable
Homeless	<10 students or data unavailable
Students in Foster Care	<10 students or data unavailable
Military Connected	<10 students or data unavailable
Talented and Gifted	<10 students or data unavailable
Female	50%
Male	51%
Non-Binary	<10 students or data unavailable

#### ON-TRACK TO GRADUATE

American Indian/Alaska Native	<10 students or data unavailable
Asian	<10 students or data unavailable
Black/African American	<10 students or data unavailable
Hispanic/Latino	<10 students or data unavailable
Multiracial	<10 students or data unavailable
Native Hawaiian/Pacific Islander	<10 students or data unavailable
White	73%
Free/Reduced Price Lunch	62%
Ever English Learner	<10 students or data unavailable
Students with Disabilities	<10 students or data unavailable
Migrant	<10 students or data unavailable
Homeless	<10 students or data unavailable
Students in Foster Care	<10 students or data unavailable
Military Connected	<10 students or data unavailable
Talented and Gifted	<10 students or data unavailable
Female	<10 students or data unavailable
Male	<10 students or data unavailable
Non-Binary	<10 students or data unavailable

#### Grade 3 ENGLISH LANGUAGE ARTS

<10 students or data unavailable
<10 students or data unavailable
<10 students or data unavailable
<10 students or data unavailable
<10 students or data unavailable
<10 students or data unavailable
21%
17%
<10 students or data unavailable
<10 students or data unavailable
<10 students or data unavailable
<10 students or data unavailable
<10 students or data unavailable
<10 students or data unavailable
20%
<10 students or data unavailable

#### ON-TIME GRADUATION

<10 students or data unavailable
<10 students or data unavailable
<10 students or data unavailable
<10 students or data unavailable
<10 students or data unavailable
<10 students or data unavailable
41%
42%
<10 students or data unavailable
25%
<10 students or data unavailable
42%
<10 students or data unavailable
Coming in 2023-24
<10 students or data unavailable
36%
47%
<10 students or data unavailable

#### Grade 8 MATHEMATICS

<10 students or data unavailable
<10 students or data unavailable
<10 students or data unavailable
<10 students or data unavailable
<10 students or data unavailable
<10 students or data unavailable
<10 students or data unavailable
11%
22%
<10 students or data unavailable
<10 students or data unavailable
<10 students or data unavailable
<10 students or data unavailable
<10 students or data unavailable
<10 students or data unavailable
29%
<10 students or data unavailable

#### FIVE-YEAR COMPLETION

<10 students or data unavailable
<10 students or data unavailable
<10 students or data unavailable
<10 students or data unavailable
<10 students or data unavailable
<10 students or data unavailable
<10 students or data unavailable
60%
74%
<10 students or data unavailable
<10 students or data unavailable
<10 students or data unavailable
<10 students or data unavailable
<10 students or data unavailable
Coming in 2023-24
<10 students or data unavailable
65%
53%
Coming in 2023-24