




OREGON AT-A-GLANCE DISTRICT PROFILE

Alsea SD 7J

SUPERINTENDENT: Krista Nieraeth | 301 S Third, Alsea 97324 | 541-487-4305




Students We Serve




DEMOGRAPHICS


American Indian/Alaska Native




Asian




Black/African American




Hispanic/Latino



Multiracial



Native Hawaiian/Pacific Islander



White



*

Ever English Learners



7
Languages Spoken

17%

Students with Disabilities

23%

Mobile Students

50%

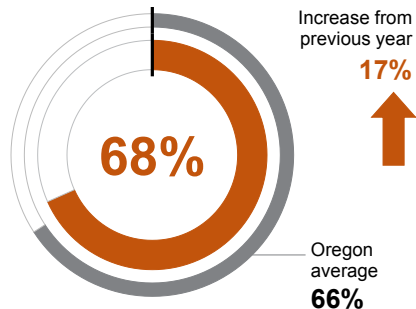
Students Experiencing Poverty

*<10 students or data unavailable

District Environment

REGULAR ATTENDERS

Students who attended more than 90% of their enrolled school days.

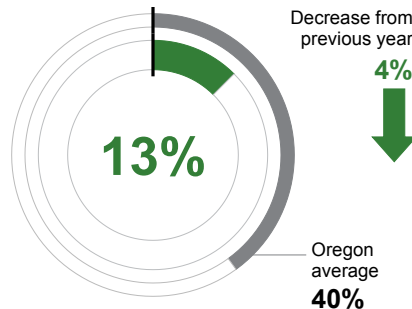


Academic Success

Grade 3

ENGLISH LANGUAGE ARTS

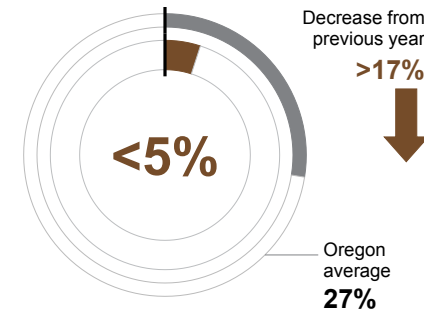
Students meeting state grade-level expectations.



Grade 8

MATHEMATICS

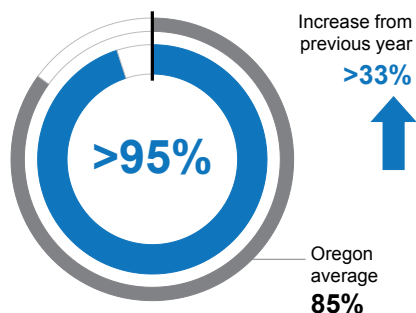
Students meeting state grade-level expectations.



High School Success

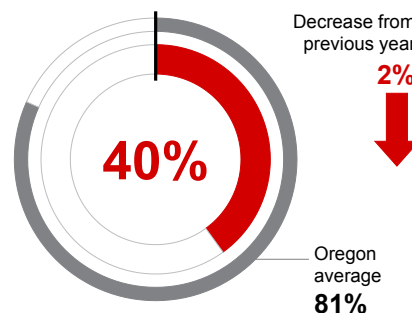
ON-TRACK TO GRADUATE

Students earning one-quarter of graduation credits in their 9th grade year.



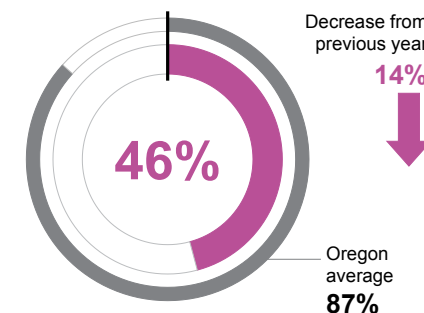
ON-TIME GRADUATION

Students earning a diploma within four years. Cohort includes students who were first-time ninth graders in 2019-20 graduating in 2022-23.



FIVE-YEAR COMPLETION

Students earning a high school diploma or GED within five years. Cohort includes students who were first-time ninth graders in 2018-19 finishing in 2022-23.



District Goals

At Alsea School District 7J, we believe that the school and the community share responsibility for creating a safe learning environment where performance and behavior reflect high expectations. We believe that by optimizing resources and professional learning to continually improve student instruction and performance, by assessing the safety and efficiency of district facilities to optimize teaching and learning, by enhancing communication into and out of the district, and by increasing awareness and understanding around educating students and staff in equity, our students will succeed.

State Goals

The Oregon Department of Education is collaborating with school districts and communities across the state to achieve a 90% on-time graduation rate by 2027. Grounded in the pillars of Academic Excellence, Belonging and Wellness, and Reimagined Accountability, ODE prioritizes evidence-based practices to boost early literacy, attendance, and student engagement. We are committed to closing opportunity and achievement gaps for marginalized students and securing long-term success for all of Oregon's learners by investing in culturally responsive practices, fostering inclusive environments and always driving for continuous improvement.



OREGON AT-A-GLANCE DISTRICT PROFILE CONTINUED

Alesa SD 7J

Outcomes

Our Staff (rounded FTE)



3

Administrators



19

Teachers



1

Educational assistants



0

Counselors



0

Social Workers



0

Licensed Librarians



0

Psychologists



53%

% of licensed teachers with more than 3 years of experience

REGULAR ATTENDERS

American Indian/Alaska Native	<10 students or data unavailable
Asian	<10 students or data unavailable
Black/African American	<10 students or data unavailable
Hispanic/Latino	62%
Multiracial	65%
Native Hawaiian/Pacific Islander	<10 students or data unavailable
White	70%
Students Experiencing Poverty	62%
Ever English Learner	<10 students or data unavailable
Students with Disabilities	62%
Migrant	<10 students or data unavailable
Homeless	<10 students or data unavailable
Students in Foster Care	<10 students or data unavailable
Military Connected	<10 students or data unavailable
Talented and Gifted	<10 students or data unavailable
Female	67%
Male	69%
Non-Binary	<10 students or data unavailable

ON-TRACK TO GRADUATE

American Indian/Alaska Native	<10 students or data unavailable
Asian	<10 students or data unavailable
Black/African American	<10 students or data unavailable
Hispanic/Latino	<10 students or data unavailable
Multiracial	<10 students or data unavailable
Native Hawaiian/Pacific Islander	<10 students or data unavailable
White	>95%
Students Experiencing Poverty	<10 students or data unavailable
Ever English Learner	<10 students or data unavailable
Students with Disabilities	<10 students or data unavailable
Migrant	<10 students or data unavailable
Homeless	<10 students or data unavailable
Students in Foster Care	<10 students or data unavailable
Military Connected	<10 students or data unavailable
Talented and Gifted	<10 students or data unavailable
Female	<10 students or data unavailable
Male	>95%
Non-Binary	<10 students or data unavailable

Grade 3 ENGLISH LANGUAGE ARTS

American Indian/Alaska Native	<10 students or data unavailable
Asian	<10 students or data unavailable
Black/African American	<10 students or data unavailable
Hispanic/Latino	<10 students or data unavailable
Multiracial	<10 students or data unavailable
Native Hawaiian/Pacific Islander	<10 students or data unavailable
White	12%
Students Experiencing Poverty	13%
Ever English Learner	<10 students or data unavailable
Students with Disabilities	<10 students or data unavailable
Migrant	<10 students or data unavailable
Homeless	<10 students or data unavailable
Students in Foster Care	<10 students or data unavailable
Military Connected	<10 students or data unavailable
Talented and Gifted	<10 students or data unavailable
Female	<5%
Male	21%
Non-Binary	<10 students or data unavailable

ON-TIME GRADUATION

American Indian/Alaska Native	<10 students or data unavailable
Asian	<10 students or data unavailable
Black/African American	<10 students or data unavailable
Hispanic/Latino	<10 students or data unavailable
Multiracial	<10 students or data unavailable
Native Hawaiian/Pacific Islander	<10 students or data unavailable
White	41%
Students Experiencing Poverty	22%
Ever English Learner	<10 students or data unavailable
Students with Disabilities	<10 students or data unavailable
Migrant	<10 students or data unavailable
Homeless	<10 students or data unavailable
Students in Foster Care	<10 students or data unavailable
Military Connected	<10 students or data unavailable
Talented and Gifted	<10 students or data unavailable
Female	27%
Male	50%
Non-Binary	<10 students or data unavailable

Grade 8 MATHEMATICS

American Indian/Alaska Native	<10 students or data unavailable
Asian	<10 students or data unavailable
Black/African American	<10 students or data unavailable
Hispanic/Latino	<10 students or data unavailable
Multiracial	<10 students or data unavailable
Native Hawaiian/Pacific Islander	<10 students or data unavailable
White	<5%
Students Experiencing Poverty	<10 students or data unavailable
Ever English Learner	<10 students or data unavailable
Students with Disabilities	<10 students or data unavailable
Migrant	<10 students or data unavailable
Homeless	<10 students or data unavailable
Students in Foster Care	<10 students or data unavailable
Military Connected	<10 students or data unavailable
Talented and Gifted	<10 students or data unavailable
Female	<10 students or data unavailable
Male	<10 students or data unavailable
Non-Binary	<10 students or data unavailable

FIVE-YEAR COMPLETION

American Indian/Alaska Native	<10 students or data unavailable
Asian	<10 students or data unavailable
Black/African American	<10 students or data unavailable
Hispanic/Latino	<10 students or data unavailable
Multiracial	<10 students or data unavailable
Native Hawaiian/Pacific Islander	<10 students or data unavailable
White	47%
Students Experiencing Poverty	40%
Ever English Learner	<10 students or data unavailable
Students with Disabilities	25%
Migrant	<10 students or data unavailable
Homeless	42%
Students in Foster Care	<10 students or data unavailable
Military Connected	<10 students or data unavailable
Talented and Gifted	<10 students or data unavailable
Female	36%
Male	52%
Non-Binary	<10 students or data unavailable